









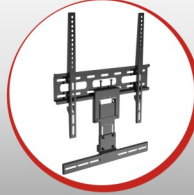




◀ Interactive TV Mount

VESA Size	Fixed	Tilt	Articulating
200×200 Up to 40"	 PSW603SF	 PSW603ST	 PSW601SUT
400×400 Up to 50"	 PSW601MF	 PSW601MT	 PSW601MUT
600×400 Up to 65"	 PSW601LF	 PSW601LT	 PSW601LUT
Sound Bar		 WSS107	 WSS105

Features



20,000 times cycle testing for gas spring